

Sheepy Parish Neighbourhood Plan

Community Consultation Questionnaire

Preliminary Findings – January 2017



INTRODUCTION

Firstly, we would like to say a big “Thank you” to everyone who completed the questionnaire. In total, we received 747 responses from people who live in the Parish, an overall response of 76% of the questionnaires distributed. We were thrilled with this level of response and believe it bears testament to how much local people care about the future of Sheepy Parish.

The aim of this summary is to give you a flavour of the findings so far from each section of the consultation questionnaire.

NEXT STEPS

The Steering Group is now commencing the detailed analysis to provide a more comprehensive update on the consultation questionnaire findings.

Further consultation will take place with parishioners, businesses and public bodies.

The last stages of the process will be the drafting and finalisation of policies for the Neighbourhood Plan, followed by independent examination and finally a referendum whereby parishioners will vote on the acceptance of the Neighbourhood Plan, which if accepted will become legally binding.

BACKGROUND

What is the Sheepy Parish Neighbourhood Plan?

A Neighbourhood Plan is a new way of enabling communities to determine their future, which is being adopted across the country.

Within Sheepy Parish, the Parish Council has decided to take the opportunity to create a community-led Neighbourhood Plan. This takes into consideration the needs and aspirations of our community. Once complete it carries legal standing.

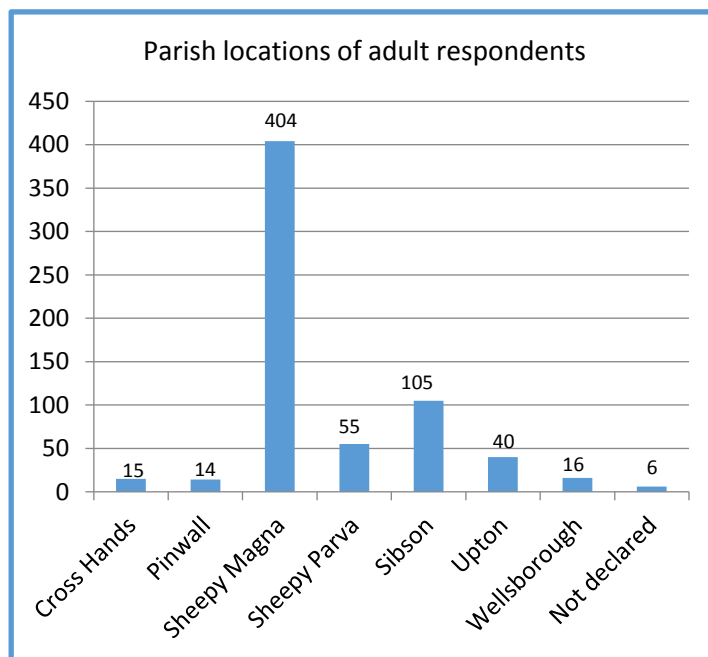
Why is it important to get your feedback?

Your views, ideas and priorities form the foundation of the Neighbourhood Plan. By contributing, you can make a real difference to the future shape of Sheepy Parish, both for current and future generations.

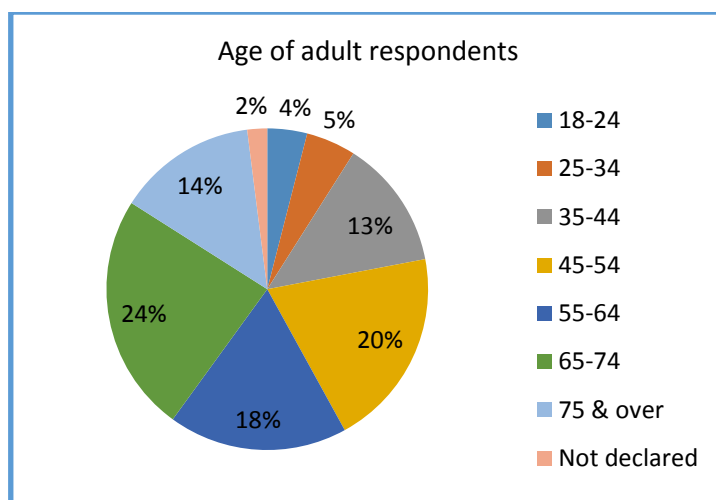
PRELIMINARY FINDINGS

Responses

The 2011 census (last one performed) showed the population of the Parish at 1174 adults and children. We received 655 adult questionnaires out of 854 distributed, representing a response level of 77%.



Questionnaire responses were received from across all the Parish and covered a broad age range.




RURAL CHARACTERISTICS

Maintaining views, wildlife habitats, footpaths, village boundaries and existing open spaces are identified as extremely important to Parishioners as they help to preserve the rural characteristics of the Parish.

Sheepy Parish Neighbourhood Plan

Community Consultation Questionnaire

Preliminary Findings – January 2017



HOUSING & HERITAGE

Housing

Background

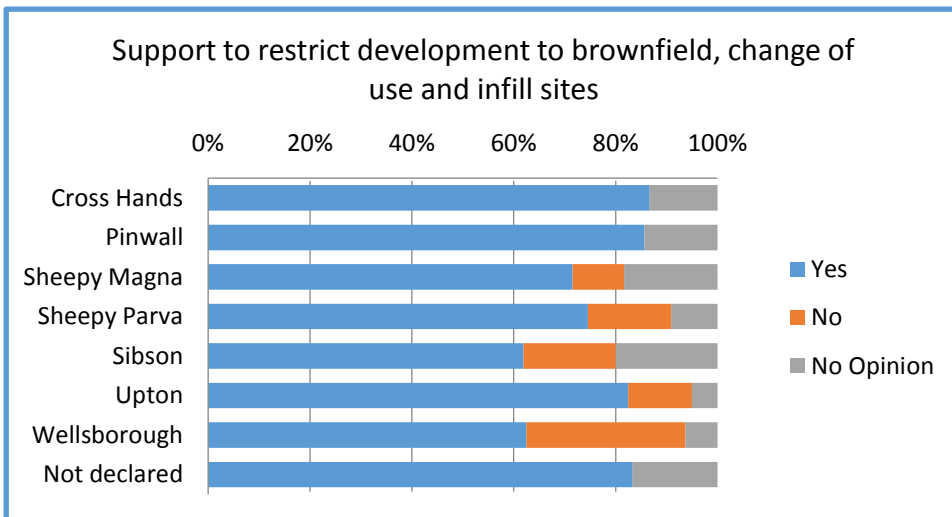
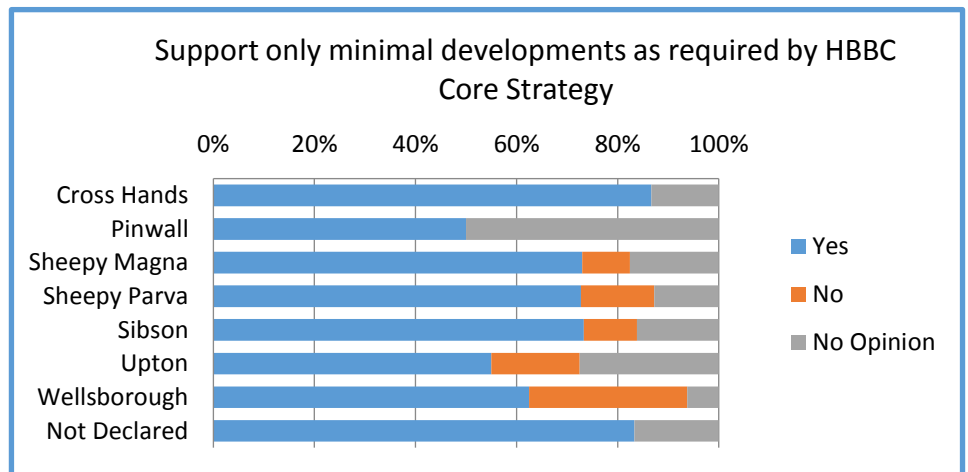
Currently, Sheepy Parish has a requirement to deliver a minimum of 20 dwellings as defined in the Hinckley & Bosworth Borough Council (HBBC) Core Strategy 2009-2026.

To date (end December 2016), the Parish has already exceeded the minimum requirement of 20 dwellings. A total of 44 dwellings are either completed or committed in the Parish.

Responses

We asked you what you felt needed supporting regarding any future housing development.

You were overwhelmingly supportive of keeping development within the limits of HBBC Core Strategy.



Responses indicated a preference for housing development to be restricted to brownfield, change of use and infill sites within the Parish.

Heritage

Parishioners indicated a strong desire to preserve historical buildings, Sibson conservation area, working farms and surrounding countryside to enhance the heritage of the villages and hamlets.

Sheepy Parish Neighbourhood Plan

Community Consultation Questionnaire

Preliminary Findings – January 2017

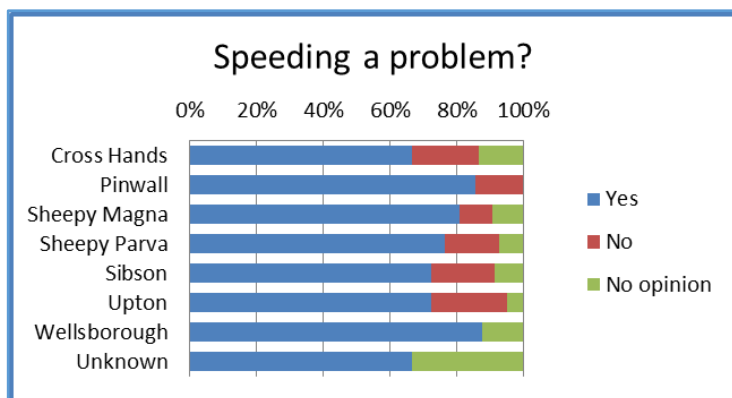
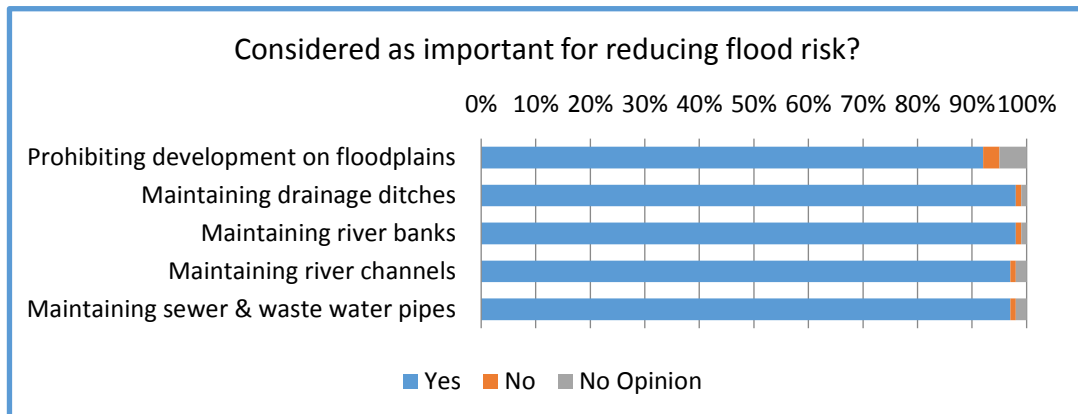


ENVIRONMENT

Flooding

We asked what you considered important for reducing flooding.

There were very strong feelings that all measures were seen as important to enhance flood protection within the Parish.



TRAFFIC & TRANSPORT

Responses indicated that speeding is an on-going problem across the Parish.

Additionally, responses showed strong support for more parking where parking is currently identified as problematic.

SERVICES & FACILITIES



Village halls, churches and schools are considered valuable assets to the Parish. In addition, a convenience shop is widely considered desirable.



Protecting the village pubs against closure and enhancing the mobile networks and broadband service are also very important to parishioners. Responses were not supportive of heavy industry in the Parish.

YOUNG PERSONS QUESTIONNAIRE

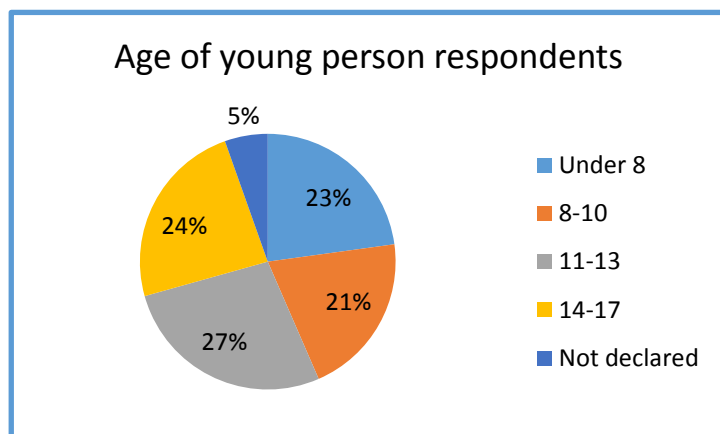
Responses

We received 92 Young Persons questionnaires out of 130 distributed, representing a response level of 71%. Brilliant !

Key findings

Our young people are a sporty lot. They most enjoy cycling around the Parish and many walk their dogs. Outside of the Parish they enjoy swimming.

They said they loved the peace and tranquillity of where they live, but do not like the speeding traffic. They would like to have cycle paths.



Sheepy Parish Neighbourhood Plan

Community Consultation Questionnaire

Preliminary Findings – January 2017



SHEEPY PARISH COUNCIL PROGRESS WITH YOUR FEEDBACK

Outside of the Neighbourhood Plan, the Parish Council have instigated the following works based on parishioners' feedback:

- Defibrillator installation in Sheepy Magna and application for further funding for other locations in the Parish
- Trialing the use of vehicle activated speeding signs.
- Application of grants for improvements to footpaths.

OUTSTANDING QUESTIONNAIRE RESPONSES

It is not too late for your questionnaire responses to be added to our findings. We have tried to collect from each household at least twice but have not managed to get all responses. Please contact Clive Stretton and we can arrange to pick up your questionnaire. The deadline for any further responses is the **4th February 2017** as we need to progress to the next stage of developing the Neighbourhood Plan.

ADDITIONAL STEERING GROUP VOLUNTEERS WANTED

We are continually looking for volunteers to join our friendly group. We meet monthly and want people who have a real interest in our Parish and the shaping of its future. The shaping of its future, together with a willingness to contribute to discussions, support in the policy drafting and get 'stuck in'.

CONTACT

Should you have any questions about this feedback, or any other aspect of the Neighbourhood Plan, please contact the Steering Group secretary Clive Stretton on 01827 880945.

www.sheepyparishneighbourhoodplan.com



SheepyParishNP